

[← Back](#)[Start Over](#)[PRINT](#)

VISION 2030

A Roadmap for California
Community Colleges

Desert 2024 Report

This report includes Overall Progress to goal as well as equity trends by Race/Ethnicity, Disability Status, and Economically Disadvantaged Status

Click **Print** above to print all pages of this report. Click **Back** to return to the interactive visualizations.

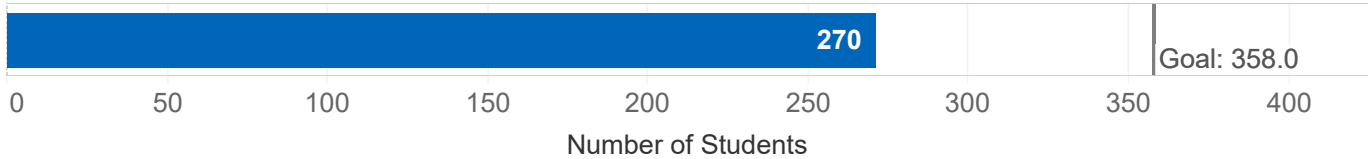
For more information, visit datavista.cccco.edu.



Goal 1: Access

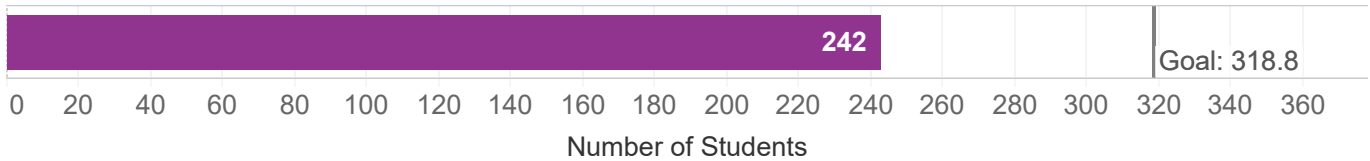
Outcome 1: Veteran Students

Increase to pre-pandemic enrollment



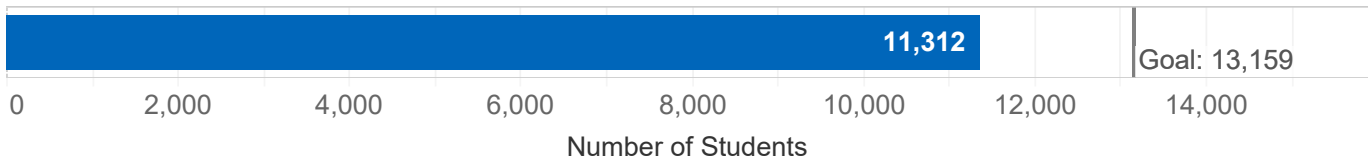
Outcome 1: Foster Youth Students

Increase by 25% from baseline



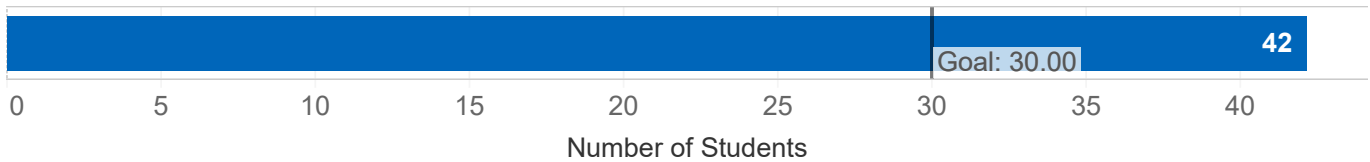
Outcome 1: Economically Disadvantaged Students

Increase by 25% from baseline



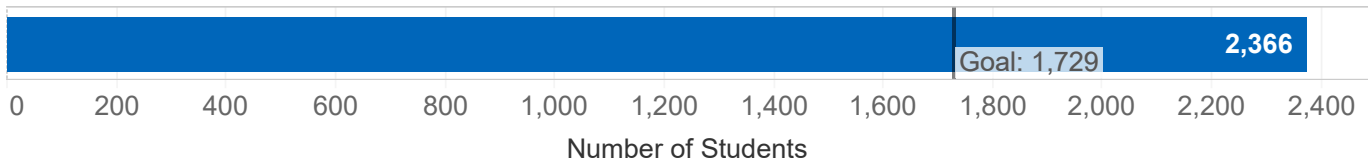
Outcome 1: Justice Impacted Youth Students

Increase by 25% from baseline



Outcome 1: K12 Dual Enrollment Students

Increase by 25% from baseline



Goal Not Yet Defined



Developing



Progressing



On Track



Exceeding

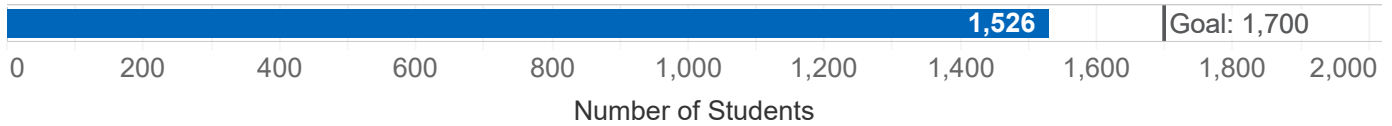


Exceeding: Over expected progress in the selected year | **On Track:** 0-4.99% away from expected progress in the selected year | **Progressing:** 5-24.99% away from expected progress in the selected year | **Developing:** 25% or more away from expected progress in the selected year

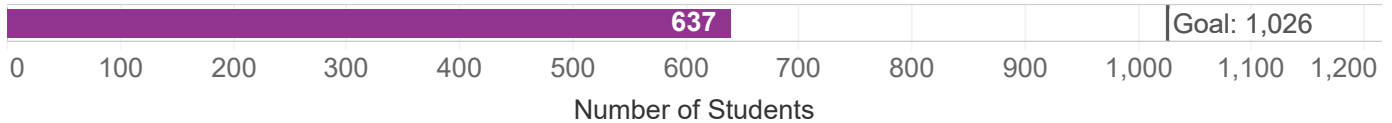


Goal 2: Success

Outcome 2: Earned an Award - Vision Goal Completion Definition

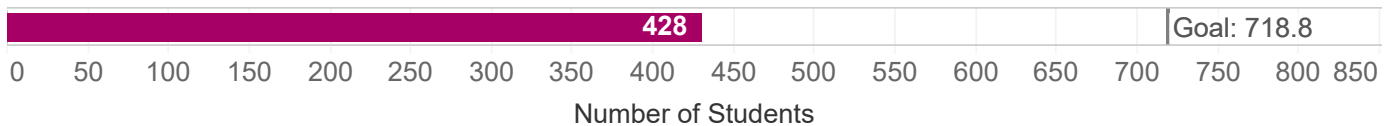


Outcome 3a: Earned an Award - Associate Degree for Transfer

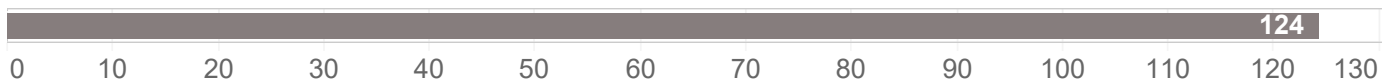


Outcome 3b: Earned an Award - Community College Bachelor's Degree

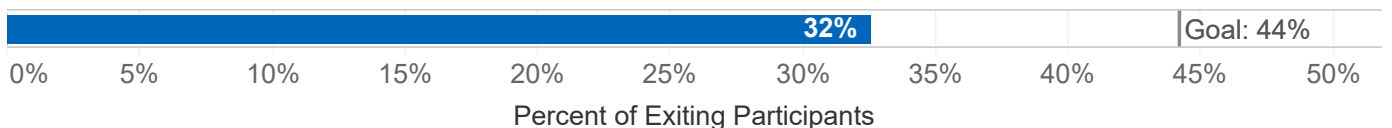
Outcome 3c: Transferred to a Four-Year Institution - CSU or UC



Outcome 3c: Transferred to non-profit/private/independent 4-year



Outcome 4: Attained Living Wage



Goal Not Yet Defined Developing Progressing On Track Exceeding

Exceeding: Over expected progress in the selected year | **On Track:** 0-4.99% away from expected progress in the selected year | **Progressing:** 5-24.99% away from expected progress in the selected year | **Developing:** 25% or more away from expected progress in the selected year

NOTE: Outcome 3b is continuing to be developed. It will be added to this report as it becomes available. The Vision 2030 Goal for Outcome 3c is under development and not yet available.

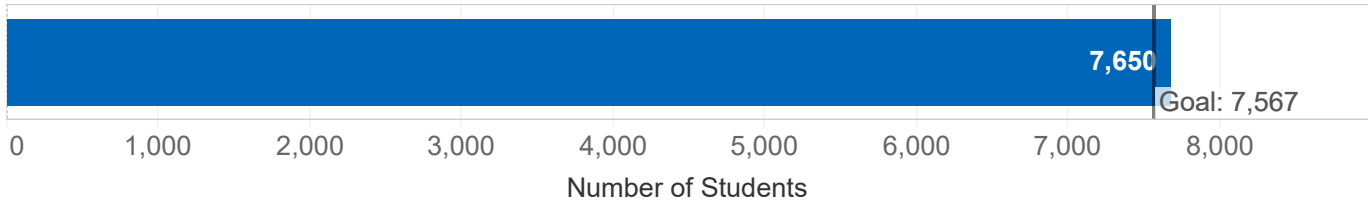
This report was generated by DataVista on 12/11/2025 7:26:11 AM.



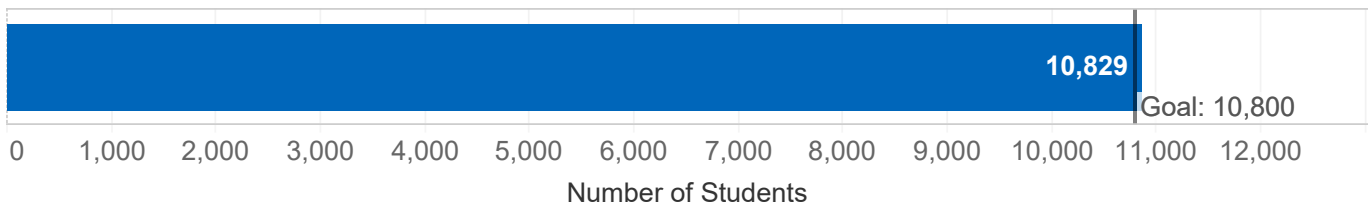


Goal 3: Support

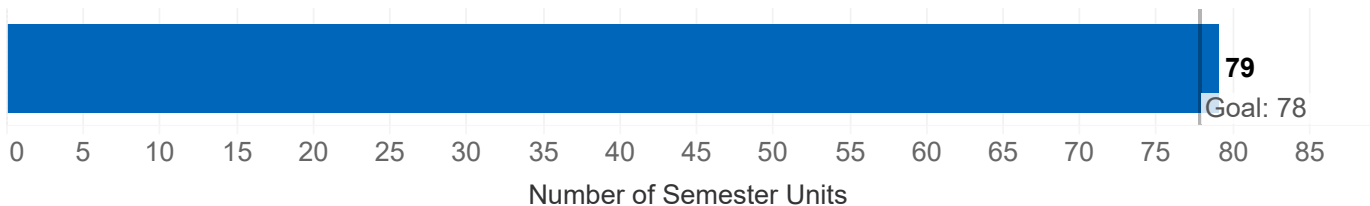
Outcome 5: Students Receiving Pell Grants



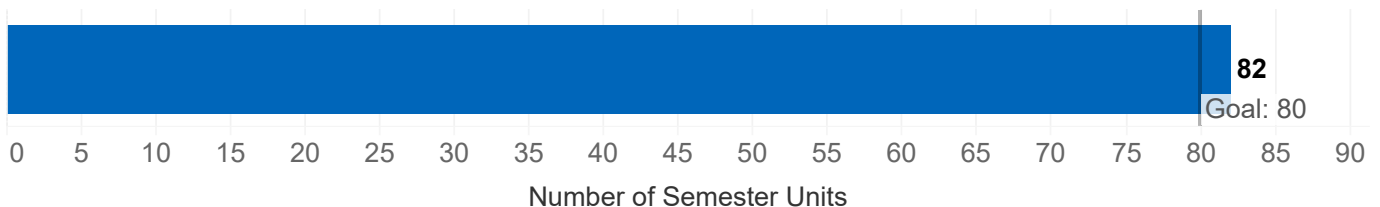
Outcome 5: Students Receiving California College Promise Grants



Outcome 6: Average Number of Semester Units Accumulated - Associate Degree for Transfer Earners



Outcome 6: Average Number of Semester Units Accumulated - Associate Degree Earners



Goal Not Yet Defined Developing Progressing On Track Exceeding

Exceeding: Over expected progress in the selected year | **On Track:** 0-4.99% away from expected progress in the selected year | **Progressing:** 5-24.99% away from expected progress in the selected year | **Developing:** 25% or more away from expected progress in the selected year



Age Data

2024 Report Desert

3 Year Cohort








Earned an Award: Associate Degree for Transfer	<div></div> 19 or Younger: 11% (270 of 2,540)				
	<div></div> 20 to 24: 5% (14 of 268)				
	<div></div> All Masked Values: 6% (21 of 363)				
Earned an Award: Community College Bachelor's Degree	19 or Younger: 0% (0 of 2,540)				
	20 to 24: 0% (0 of 268)				
	25 to 29: 0% (0 of 137)				
	30 to 34: 0% (0 of 75)				
	35 to 39: 0% (0 of 50)				
	40 to 49: 0% (0 of 52)				
	50 and Older: 0% (0 of 49)				
Earned an Award: Vision Goal Completion Definition	<div></div> 19 or Younger: 15% (372 of 2,540)				
	<div></div> 20 to 24: 10% (27 of 268)				
	<div></div> 25 to 29: 8% (11 of 137)				
	<div></div> 30 to 34: 16% (12 of 75)				
	<div></div> All Masked Values: 11% (16 of 151)				
Transferred to a Four-Year Institution: CSU or UC	<div></div> 19 or Younger: 7% (200 of 2,851)				
	50 and Older: 0% (0 of 83)				
	<div></div> All Masked Values: 2% (15 of 776)				
Transferred to a Four-Year Institution: Non-Profit Independent Private College	<div></div> 19 or Younger: 1% (41 of 2,851)				
	35 to 39: 0% (0 of 54)				
	50 and Older: 0% (0 of 83)				
	<div></div> All Masked Values: 1% (6 of 722)				



Student Disability Status Data

2024 Report Desert

3 Year Cohort

Earned an Award: Associate Degree for Transfer		DSPS: 9% 15 of 162
		Not DSPS: 10% 290 of 3,009
Earned an Award: Community College Bachelor's Degree		DSPS: 0% 0 of 162
		Not DSPS: 0% 0 of 3,009
Earned an Award: Vision Goal Completion Definition		DSPS: 14% 22 of 162
		Not DSPS: 14% 416 of 3,009
Transferred to a Four-Year Institution: CSU or UC		DSPS: 5% 11 of 209
		Not DSPS: 6% 204 of 3,501
Transferred to a Four-Year Institution: Non-Profit Independe..		All Masked Values: 1% 47 of 3,710

This report was generated by DataVista on 12/11/2025 7:26:11 AM.



Race/Ethncity Data

2024 Report Desert 3 Year Cohort

Earned an Award: Associate Degree for Transfer	<div><div></div>Hispanic: 10% (237 of 2,481)</div> <div><div></div>Two or More Races: 11% (10 of 87)</div> <div><div></div>White: 9% (39 of 411)</div> <div><div></div>All Masked Values: 10% (19 of 192)</div>			
Earned an Award: Community College Bachelor's Degree	American Indian/Alaska Native: 0% (0 of 14) Asian: 0% (0 of 51) Black or African American: 0% (0 of 60) Filipino: 0% (0 of 39) Hispanic: 0% (0 of 2,481) Two or More Races: 0% (0 of 87) White: 0% (0 of 411) All Masked Values: 0% (0 of 28)			
Earned an Award: Vision Goal Completion Definition	<div><div></div>Asian: 22% (11 of 51)</div> <div><div></div>Hispanic: 14% (339 of 2,481)</div> <div><div></div>Two or More Races: 16% (14 of 87)</div> <div><div></div>White: 14% (59 of 411)</div> <div><div></div>All Masked Values: 11% (15 of 141)</div>			
Transferred to a Four-Year Institution: CSU or UC	American Indian/Alaska Native: 0% (0 of 10) <div><div></div>Hispanic: 6% (161 of 2,793)</div> <div><div></div>White: 7% (35 of 485)</div> <div><div></div>All Masked Values: 5% (19 of 422)</div>			
Transferred to a Four-Year Institution: Non-Profit Independent Private College	American Indian/Alaska Native: 0% (0 of 10) Filipino: 0% (0 of 50) <div><div></div>Hispanic: 1% (30 of 2,793)</div> <div><div></div>White: 2% (11 of 485)</div> <div><div></div>All Masked Values: 2% (6 of 372)</div>			












This report was generated by DataVista on 12/11/2025 7:26:11 AM.



First Generation Data

2024 Report Desert

3 Year Cohort






Earned an Award: Associate Degree for Transfer		First Generation: 10% 139 of 1,463			
		Not First Generation: 14% 146 of 1,069			
		Unknown/Unreported: 3% 20 of 639			
Earned an Award: Community College Bachelor's Degree		First Generation: 0% 0 of 1,463			
		Not First Generation: 0% 0 of 1,069			
		All Masked Values: 0% 0 of 639			
Earned an Award: Vision Goal Completion Definition		First Generation: 13% 192 of 1,463			
		Not First Generation: 19% 208 of 1,069			
		Unknown/Unreported: 6% 38 of 639			
Transferred to a Four-Year Institution: CSU or UC		First Generation: 5% 99 of 2,005			
		Not First Generation: 8% 108 of 1,392			
		All Masked Values: 3% 8 of 313			
Transferred to a Four-Year Institution: Non-Profit Independent Private College		First Generation: 1% 14 of 2,005			
		Not First Generation: 2% 33 of 1,392			
		All Masked Values: 0% 0 of 313			



Foster Youth Data

2024 Report Desert

3 Year Cohort

Earned an Award: Associate Degree for Transfer		All Masked Values: 10% 305 of 3,171			
Earned an Award: Community College Bachelor's Degree	Foster Youth: 0% 0 of 56				
	Not Foster Youth: 0% 0 of 3,115				
Earned an Award: Vision Goal Completion Definition		Foster Youth: 20% 11 of 56			
		Not Foster Youth: 14% 427 of 3,115			
Transferred to a Four-Year Institution: CSU or UC		All Masked Values: 6% 215 of 3,710			
Transferred to a Four-Year Institution: Non-Profit Independent Private College		All Masked Values: 1% 47 of 3,710			

This report was generated by DataVista on 12/11/2025 7:26:11 AM.



Gender Data

2024 Report Desert

3 Year Cohort

Earned an Award: Associate Degree for Transfer	<div><div></div></div> <div>Female: 12% 206 of 1,757</div>							
	<div><div></div></div> <div>Male: 7% 98 of 1,407</div>							
	<div><div></div></div> <div>All Masked Values: 14% 1 of 7</div>							
Earned an Award: Community College Bachelor's Degree	<div><div></div></div> <div>Female: 0% 0 of 1,757</div>							
	<div><div></div></div> <div>Male: 0% 0 of 1,407</div>							
	<div><div></div></div> <div>All Masked Values: 0% 0 of 7</div>							
Earned an Award: Vision Goal Completion Definition	<div><div></div></div> <div>Female: 16% 279 of 1,757</div>							
	<div><div></div></div> <div>Male: 11% 157 of 1,407</div>							
	<div><div></div></div> <div>All Masked Values: 29% 2 of 7</div>							
Transferred to a Four-Year Institution: CSU or UC	<div><div></div></div> <div>Female: 7% 134 of 1,860</div>							
	<div><div></div></div> <div>Male: 4% 81 of 1,846</div>							
	<div><div></div></div> <div>All Masked Values: 0% 0 of 4</div>							
Transferred to a Four-Year Institution: Non-Profit Independent Private College	<div><div></div></div> <div>Female: 2% 29 of 1,860</div>							
	<div><div></div></div> <div>Male: 1% 18 of 1,846</div>							
	<div><div></div></div> <div>All Masked Values: 0% 0 of 4</div>							



Homeless Data

2024 Report Desert

3 Year Cohort

Earned an Award: Associate Degree for Transfer	<div></div>	All Masked Values: 10% 305 of 3,171
Earned an Award: Community College Bachelor's Degree		All Masked Values: 0% 0 of 3,171
Earned an Award: Vision Goal Completion Definition	<div></div>	All Masked Values: 14% 438 of 3,171
Transferred to a Four-Year Institution: CSU or UC	<div></div>	All Masked Values: 6% 215 of 3,710
Transferred to a Four-Year Institution: Non-Profit Independent Private College	<div></div>	All Masked Values: 1% 47 of 3,710







This report was generated by DataVista on 12/11/2025 7:26:11 AM.



LGBT Data

2024 Report Desert

3 Year Cohort

Earned an Award: Associate Degree for Transfer	 LGBT: 9% 20 of 235
	 Non-LGBT: 10% 285 of 2,936
Earned an Award: Community College Bachelor's Degree	LGBT: 0% 0 of 235
	Non-LGBT: 0% 0 of 2,936
Earned an Award: Vision Goal Completion Definition	 LGBT: 12% 29 of 235
	 Non-LGBT: 14% 409 of 2,936
Transferred to a Four-Year Institution: CSU or UC	 All Masked Values: 6% 215 of 3,710
Transferred to a Four-Year Institution: Non-Profit Independent Private College	 All Masked Values: 1% 47 of 3,710









This report was generated by DataVista on 12/11/2025 7:26:11 AM.



Economically Disadvantaged Data

2024 Report Desert

3 Year Cohort

Earned an Award: Associate Degree for Transfer	 Econ Disadvantaged: 11% 273 of 2,471
	 Not Econ Disadvantaged: 5% 32 of 700
Earned an Award: Community College Bachelor's Degree	Econ Disadvantaged: 0% 0 of 2,471
	Not Econ Disadvantaged: 0% 0 of 700
Earned an Award: Vision Goal Completion Definition	 Econ Disadvantaged: 16% 386 of 2,471
	 Not Econ Disadvantaged: 7% 52 of 700
Transferred to a Four-Year Institution: CSU or UC	 Econ Disadvantaged: 6% 191 of 2,961
	 Not Econ Disadvantaged: 3% 24 of 749
Transferred to a Four-Year Institution: Non-Profit Independent Private College	 Econ Disadvantaged: 1% 34 of 2,961
	 Not Econ Disadvantaged: 2% 13 of 749





This report was generated by DataVista on 12/11/2025 7:26:11 AM.



Veterans Data

2024 Report Desert

3 Year Cohort

Earned an Award: Associate Degree for Transfer		All Masked Values: 10% 305 of 3,171
Earned an Award: Community College Bachelor's Degree	<div>Veteran: 0% 0 of 26</div> <div>Not Veteran: 0% 0 of 3,145</div>	
Earned an Award: Vision Goal Completion Definition		All Masked Values: 14% 438 of 3,171
Transferred to a Four-Year Institution: CSU or UC	<div>Veteran: 0% 0 of 42</div> <div>Not Veteran: 6% 215 of 3,668</div>	
Transferred to a Four-Year Institution: Non-Profit Independent Private College		All Masked Values: 1% 47 of 3,710

This report was generated by DataVista on 12/11/2025 7:26:11 AM.